



DEMO HUD ONLY

AJL FRACTAL 1st BURNS OPEN FRONT SHIRT (Z) GROUP a

NOTE:

DEMO HUDS HAVE A 10 MINUTE LIFE SPAN

The Men's Open Front Shirt is made by Meli Imako. Models include Adin Bento, Fitmesh Classic, MI MADO, Belleza Jack, Slink Male, TMP Male and Onupup.

There is one textures that cover the shirt body, pockets, and button area. They can be applied altogether or separately. This has allowed an additional column of button selections from the button collection. I'll have HUDs with pocket emojis. The Fractal 1st Burns are digital imaged fractal burns into various woods. The images are modified for color, hue, tinting and other filters to get various colors. Some of the burns are reduced to two-bits and used as masks in other processes and images. You can find these AJ's Texture Gallery.

The collection of shaded and unshaded textures are split between three HUDs that can be purchased with their own shirts or separate. Each packaged contains 9 unshaded and 9 shaded paired shirt textures and 9 additional button sets. I provide several textures selections for the shirt and buttons on full size HUDs. Individual Shirts and button may be available separately and custom orders are welcomed.

FEATURES

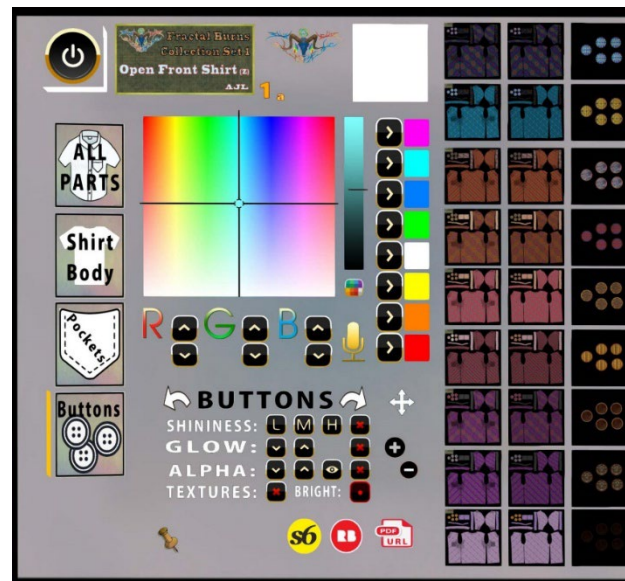
- 1 Standard Sized HUD with 18 paired shirt textures and 9 additional button texture sets.
- Designs textures come from in-house Fractal and Smoke collections and masks sets.
- One texture has no shading (Raw) and its mate has shading.
- Shirt body, pocket and button texture area are separate.

Clothing Model & Textures Displays

Demos are free items, and you can get more if needed. There are Demo sets have all the models and ones with individual models to try before buying. Demo models and their HUDs will have a 10-minute life span. Demo HUDs for texture expansions or accessories like buttons and pockets will work with the clothing from this or other purchases. They will have a 10-minute life span.

All clothing items have a basic demo at minimum. Demos will be updated during the 2022/24 phase and Demo HUDs will be added. Demos for clothing can be viewed at the Milda location.
<http://maps.secondlife.com/secondlife/Milda/129/156/51>. Textures used for clothing can be purchased as full perm textures at AJ's Texture Gallery in Akhsharumova,
<http://maps.secondlife.com/secondlife/Akhsharumova/160/144/77>.

DEMO



HUD & USE

The HUD system I use is by Creative Designs. The HUD and clothing work on a channel number. Similar clothing lines will have the same channel number. All Women's Polo shirts of same make/model are on the same channel and can be used with all the sets of HUDs for the same Polo shirts. The HUD provides control for color tinting, shininess, glow, alpha, texture and bright for the clothing.

Once you have added the clothing to what you are wearing, double click on the HUD to attach it to the screen. You can move it around using the editing tools. Hit the open/close button to close and reopen it so the scripts have all reset.

You will need to touch the select the shirt button and then touch the select texture button. This ensures the clothing is selected.

You can now play with the other sections. The Color tinting will apply a color to the clothing. The sizing buttons will change the overall size of the clothing. The eye on the Alpha row, will make the clothing transparent. The Red Xs will cancel any one of the alterations.

The Info & RL Links provide information and landmarks for inworld sites. The HUD label will open the SL Marketplace page and the URL PDF will open the current PDF file from SL.Thunderchild.net.

The diagram points out the areas on the HUD.

TOS

My general TOS comes with this product. A complete listing of my TOS in PDF can be found at <http://sl.thunderchild.net/doc/TCGWS-TOS.pdf>.

Please do not resale these textures and patterns by themselves in Second Life. Do not sell them on other Virtual Worlds. Do not use them in RL products. Contact me in SL for any SL or RL use. Refer to the Second Life Terms of Service <https://www.lindenlab.com/legal/second-life-terms-and-conditions>.

UNPACKING CASPERVEND

CasperVend items come in a box and will probably show up in your Objects Folder. You'll need to rez the box and open it to copy to your inventory. Since there are no copy permissions, you'll get a message that they have moved to inventory. The Dressing rooms are rez areas where you can open and try your demo or product. You can find these on the Teleport pads with the Body Model locations. Dress Blue and Dress Pink are for public use.

UNPACKING SL MARKETPLACE

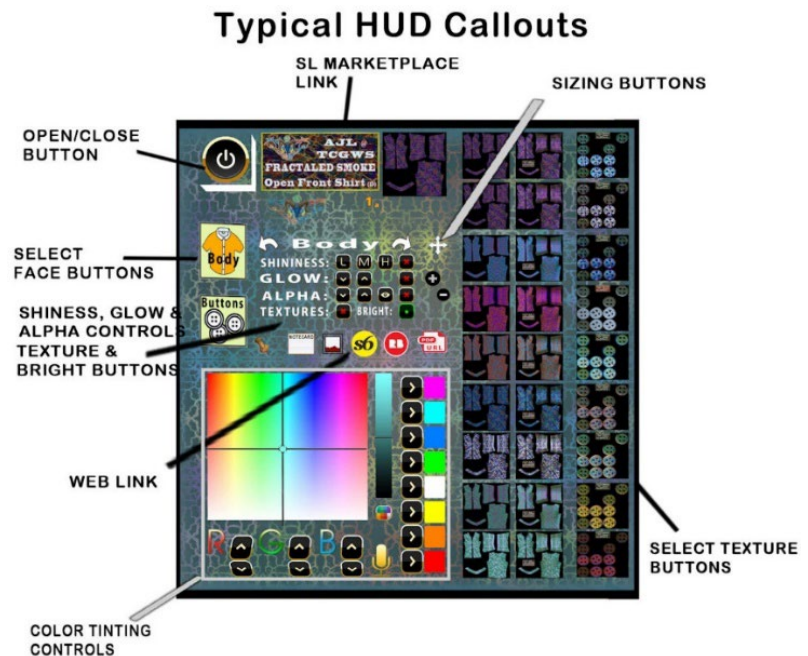
Marketplace purchases will not be boxed and can be viewed in the contents tab on the product page. Those items will go to your Received Items Folder in your Inventory. Items with no copy permissions, will move in and out of inventory as you rez them and take them back.


AVAILABILITY & ADDITIONAL INFORMATION

The TCGWS project homepage is <http://sl.thunderchild.net> and the Artist's homepage is <http://thunderchild.net>. Special arrangements and designs are available by contacting the artist in-World (Thunderchild Allen aka AJ Leibengeist).

Much of the artwork and textures that are available in Second Life are also available or similar products and textiles in Real Life. Grab the product "business & Artist Information" from the SL MP or CasperVend in-World for more information.

thumbnails on last pages of PDF







AJL-Fractal1FB2-OpenFrontShirt(Z).03.png



AJL-Fractal1FB2-OpenFrontShirt(Z).04.jpg



AJL-Fractal1FB2-OpenFrontShirt(Z).04.png



AJL-Fractal1FB2-OpenFrontShirt(Z).05.jpg



AJL-Fractal1FB2-OpenFrontShirt(Z).05.png



AJL-Fractal1FB2-OpenFrontShirt(Z).08.png



AJL-Fractal1FB2-OpenFrontShirt(Z).09.jpg



AJL-Fractal1FB2-OpenFrontShirt(Z).09.png



AJL-Fractal1FB2-OpenFrontShirt(Z).10.jpg



AJL-Fractal1FB2-OpenFrontShirt(Z).10.png



AJL-Fractal1FB2-OpenFrontShirt(Z).13.png



AJL-Fractal1FB2-OpenFrontShirt(Z).14.jpg




AJL-Fractal1FB2-OpenFrontShirt(Z).14.png



AJL-Fractal1FB2-OpenFrontShirt(Z).15.jpg



AJL-Fractal1FB2-OpenFrontShirt(Z).15.png



AJL-Fractal1FB-OpenFrontShirt(Z).02.png



AJL-Fractal1FB-OpenFrontShirt(Z).03.jpg



AJL-Fractal1FB-OpenFrontShirt(Z).03.png



AJL-Fractal1FB-OpenFrontShirt(Z).04.jpg



AJL-Fractal1FB-OpenFrontShirt(Z).04.png



AJL-Fractal1FB-OpenFrontShirt(Z).07.png



AJL-Fractal1FB-OpenFrontShirt(Z).08.jpg



AJL-Fractal1FB-OpenFrontShirt(Z).08.png



AJL-Fractal1FB-OpenFrontShirt(Z).09.jpg



AJL-Fractal1FB-OpenFrontShirt(Z).09.png

