



AJL FRACTAL SMOKE VOLUME 1- OPEN FRONT SHIRT (D) GROUP d

NOTE:

The HUD for the Demo has a few textures to try one. The Demo is meant to test for fit and size, not fashion. The demo clothing has a life span of 10 minutes.

The Men's Open Front Shirt is made by ThelmaDickenson. Models include Aesthetic, Belleza Jake, Signature Gianni and Slink.

There are two textures that cover the shirt and buttons. The shirt has 6 texture areas that are selected all at once: Front Left, Front Right, Back, Collar, Left Sleeve and Right Sleeve. I add a sleeve cuff to some using masks with my templates. The button textures have five fronts and five back areas. Buttons are selected separate from the shirt.

The collection of shaded and unshaded textures are split between four HUDs that can be purchased with their own shirts or separate. Each packaged contains 9 unshaded and 9 shaded paired shirt textures and 9 button sets. I provide several textures selections for the shirt and buttons on full size HUDs. Individual Shirts and button may be available separately and custom orders are welcomed. There are also additional HUDs that can be added for the shirt and buttons together and separate.

The Demo set has all the models to try before buying.

FEATURES

- **DEMO HUDs, 10 Minute Life each.**
- Mesh shirt models for Aesthetic, Belleza Jake, Signature Gianni and Slink Male.
- 1 Standard Sized HUD with 18 paired shirt textures and 9 button texture sets.
- Designs textures come from in house Fractal and Smoke collection sets.
- One texture has no shading (Raw) and its mate has shading.
- Shirt and body textures are separate.

Clothing Model & Textures Displays

Most clothing items have demos, and they can be viewed at the Milda location. <http://maps.secondlife.com/secondlife/Milda/129/156/51>. Textures used for clothing can be purchased as full perm textures at AJ's Texture Gallery in Akhsharumova, <http://maps.secondlife.com/secondlife/Akhsharumova/160/144/77>.

HUD & USE

The HUD system I use is by Creative Designs. The HUD and clothing work on a channel number. Similar clothing lines will have the same channel number. All Women's Polo shirts are on the same channel and can be used with all the sets of HUDs for the same Polo shirts. The HUD provides control for color tinting, shininess, glow, alpha, texture and bright for the clothing.

Once you have added the clothing to what you are wearing, double click on the HUD to attach it to the screen. You can move it

DEMO



around using the editing tools. Hit the open/close button to close and reopen it so the scripts have all reset.

You will need to touch the select the shirt button and then touch the select texture button. This ensures the clothing is selected.

You can now play with the other sections. The Color tinting will apply a color to the clothing. The sizing buttons will change the overall size of the clothing. The eye on the Alpha row, will make the clothing transparent. The Red Xs will cancel any one of the alterations.

The Info & RL Links provide information and landmarks for inworld sites. The HUD label will open the SL Marketplace page and the URL PDF will open the current PDF file from SL.Thunderchild.net.

The diagram points out the areas on the HUD.

TOS

Demos are free items, and you can get more if needed.

My general TOS comes with this product. A complete listing of my TOS in PDF can be found at <http://sl.thunderchild.net/doc/TCGWS-TOS.pdf>.

Please do not resale these textures and patterns by themselves in Second Life. Do not sell them on other Virtual Worlds without permission. Do not use them in RL products. Contact me in SL for any other SL or RL use. In SL, they must be part of a build and not as Full Permissions. (Full Perm). Refer to the Second Life Terms of Service <https://www.lindenlab.com/legal/second-life-terms-and-conditions>.

UNPACKING CASPERVEND

CasperVend items come in a box and will probably show up in your Objects Folder. You'll need to rez the box and open it to copy to your inventory. Since there are no copy permissions, you'll get a message that they have to move to inventory. There is a Sandbox on the Milda shops.

UNPACKING SL MARKETPLACE

Marketplace purchases will not be boxed and can be viewed in the contents tab on the product page. Those items will go to your Received Items Folder in your Inventory. Items with no copy permissions, will move in and out of inventory as you rez them and take them back.

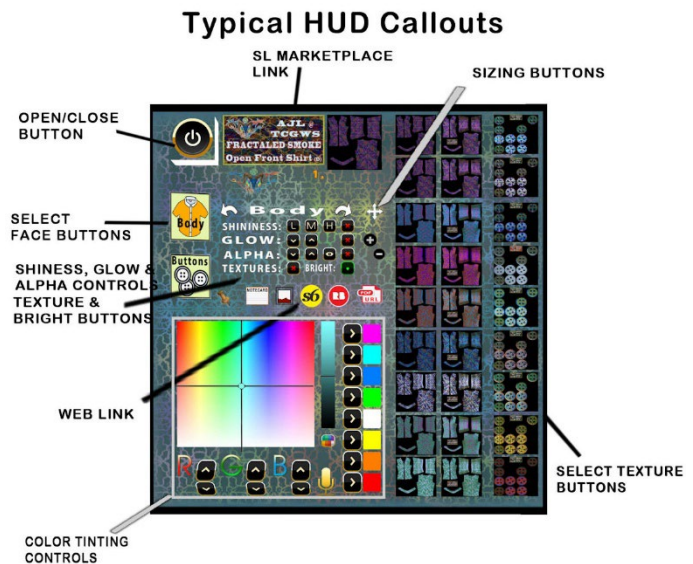
ADDITIONAL INFORMATION


The TCGWS project homepage is <http://sl.thunderchild.net> and the Artist's homepage is <http://thunderchild.net>. Special arrangements and designs are available by contacting the artist in-World (Thunderchild Allen aka AJ Leibegeist).

AVAILABILITY

Much of the artwork and textures that are available in Second Life are also available or similar products and textiles in Real Life. Find more information at <http://thunderchild.net> or grab the product "business & Artist Information" from the SL MP or CasperVend in-World.

thumbnails on last pages of PDF







AJL-FracSmokeV1(e)-OpenFrontShirt(D
.03.png



AJL-FracSmokeV1(e)-OpenFrontShirt(D).02.png



AJL-FracSmokeV1(e)-OpenFrontShirt(D
.01.png



AJL-FracSmokeV1(a)-OpenFrontShirt(D
.09.png



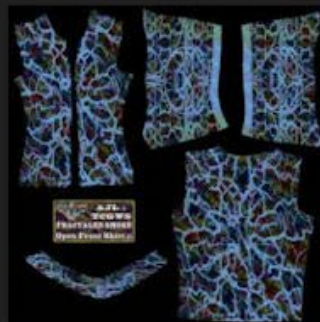
AJL-FracSmokeV1(a)-OpenFrontShirt(D
.03.png



AJL-FracSmokeV1(a)-OpenFrontShirt(D
.02.png




AJL-FracSmokeV1(a)-OpenFrontShirt(D
.01.png

Ajl-FracSmoke(c)-OpenFrontShirt(D).1
6.png


AJL-FracSmoke(c)-OpenFrontShirt(D).1
1.png




AJL-FracSmoke(c)-OpenFrontShirt(D).1
0.png



AJL-FracSmoke(c)-OpenFrontShirt(D).0
9.png



AJL-FracSmoke(c)-OpenFrontShirt(D).0
8.png



AJL-FracSmoke(c)-OpenFrontShirt(D).0
3.png




AJL-FracSmoke(c)-OpenFrontShirt(D).0
2.png



AJL-FracSmoke(c)-OpenFrontShirt(D).0
1.png




AJL-FracSmoke(b)-OpenFrontShirt(D).0
9.png



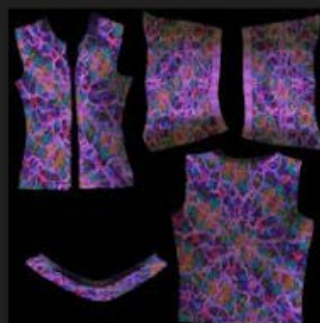
AJL-FracSmoke(b)-OpenFrontShirt(D).0
4.png



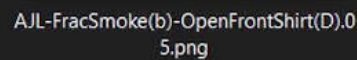
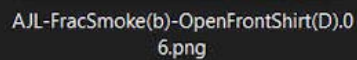
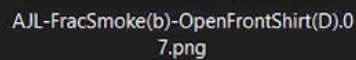
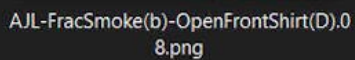

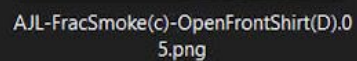
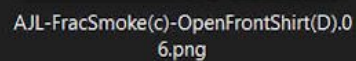
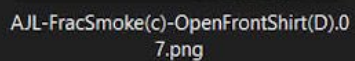
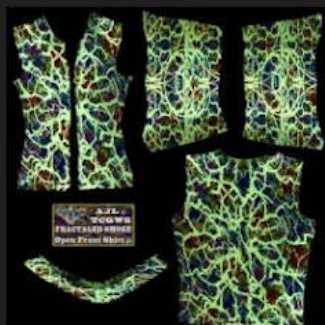
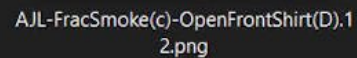
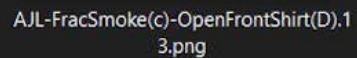
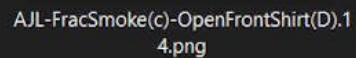
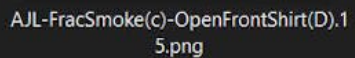
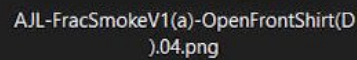
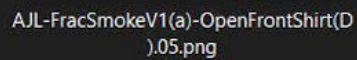
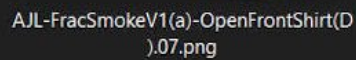
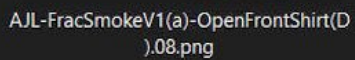
AJL-FracSmoke(b)-OpenFrontShirt(D).0
3.png

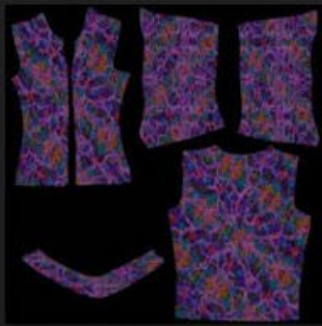


AJL-FracSmoke(b)-OpenFrontShirt(D).0
1.png

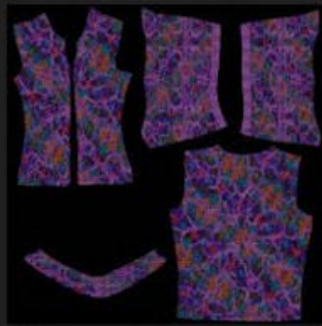


AJL-FracSmoke(b)-OpenFrontShirt(D).0
2.png







AJL-FracSmoke(b)-OpenFrontShirt(D).0
1.jpg



AJL-FracSmoke(b)-OpenFrontShirt(D).0
2.jpg



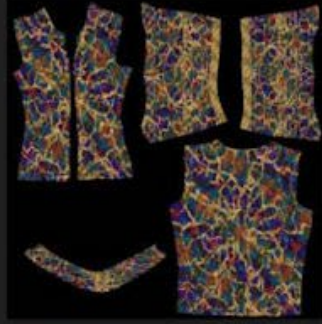
AJL-FracSmoke(b)-OpenFrontShirt(D).0
3.jpg



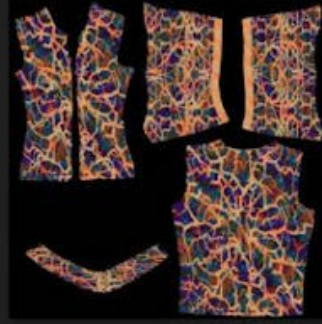
AJL-FracSmoke(b)-OpenFrontShirt(D).0
4.jpg



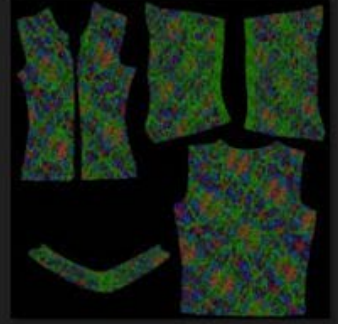
AJL-FracSmoke(b)-OpenFrontShirt(D).0
9.jpg




AJL-FracSmoke(c)-OpenFrontShirt(D).0
1.jpg




AJL-FracSmoke(c)-OpenFrontShirt(D).0
2.jpg




AJL-FracSmoke(c)-OpenFrontShirt(D).0
3.jpg



AJL-FracSmoke(c)-OpenFrontShirt(D).1
8.jpg



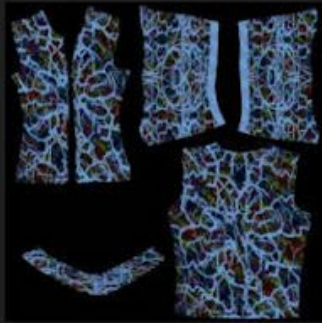
AJL-FracSmoke(c)-OpenFrontShirt(D).1
9.jpg



AJL-FracSmoke(c)-OpenFrontShirt(D).1
0.jpg



AJL-FracSmoke(c)-OpenFrontShirt(D).1
1.jpg



AJL-FracSmoke(c)-OpenFrontShirt(D).1
6.jpg




AJL-FracSmokeV1(a)-OpenFrontShirt(D)
.01.jpg




AJL-FracSmokeV1(a)-OpenFrontShirt(D)
.02.jpg



AJL-FracSmokeV1(a)-OpenFrontShirt(D)
.03.jpg



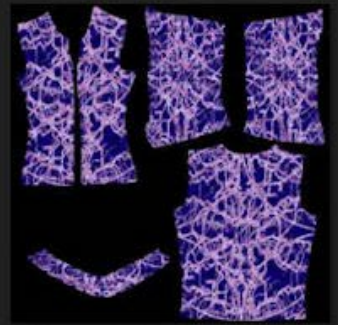
AJL-FracSmokeV1(a)-OpenFrontShirt(D)
.09.jpg



AJL-FracSmokeV1(e)-OpenFrontShirt(D)
.01.jpg



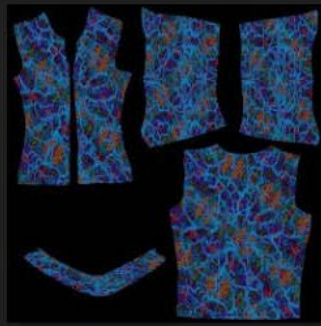
AJL-FracSmokeV1(e)-OpenFrontShirt(D)
.02.jpg



AJL-FracSmokeV1(e)-OpenFrontShirt(D)
.03.jpg




AJL-FracSmoke(b)-OpenFrontShirt(D).0
5.jpg



AJL-FracSmoke(b)-OpenFrontShirt(D).0
6.jpg



AJL-FracSmoke(b)-OpenFrontShirt(D).0
7.jpg



AJL-FracSmoke(b)-OpenFrontShirt(D).0
8.jpg



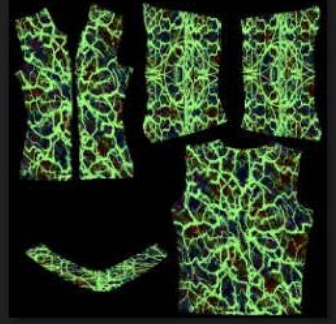
AJL-FracSmoke(c)-OpenFrontShirt(D).0
4.jpg




AJL-FracSmoke(c)-OpenFrontShirt(D).0
5.jpg



AJL-FracSmoke(c)-OpenFrontShirt(D).0
6.jpg




AJL-FracSmoke(c)-OpenFrontShirt(D).0
7.jpg



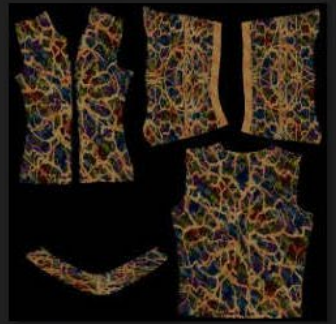
AJL-FracSmoke(c)-OpenFrontShirt(D).1
2.jpg



AJL-FracSmoke(c)-OpenFrontShirt(D).1
3.jpg



AJL-FracSmoke(c)-OpenFrontShirt(D).1
4.jpg



AJL-FracSmoke(c)-OpenFrontShirt(D).1
5.jpg



AJL-FracSmokeV1(a)-OpenFrontShirt(D)
.04.jpg



AJL-FracSmokeV1(a)-OpenFrontShirt(D)
.05.jpg



AJL-FracSmokeV1(a)-OpenFrontShirt(D)
.07.jpg



AJL-FracSmokeV1(a)-OpenFrontShirt(D)
.08.jpg